



# PRODUCT RANGE

EMI

RANGE

PRODUCT RANGE



# PREPARATORY MATERIALS



DISINFECTANT



## CLEANSING SPRAY

200 ml, 1000 ml

- Applied before the procedure on client hands, as well as on nail technician hands.

CUTICLE SOFTENER



## CUTICLE REMOVER

9ml, 15 ml, 100 ml

- Is used during european and classic manicure.

DEGREASER



## EUROCLEANSER

200 ml, 1000 ml

- Completely remove oil, moisture and dirt.

DEGREASER



## NAIL PREP AID

9ml, 15 ml, 30 ml, 100 ml

- Removes the water and natural oil excess.



PRIMER



## ULTRABOND

9ml, 15 ml, 30 ml, 100 ml

- „Double-sided tape”: sticks together a base coat and nail plate for prolonging a life of a manicure.

# NAIL POLISH SYSTEM

OPTIONAL: THICKENING OF THE NAIL PLATE

OPTION 1



## ULTRA STRONG

### BASE COAT

9 ml, 100 ml

- For thin nail plate
- Air dry for 1-2 min.

OPTION 2



## NATURAL FORCE

9 ml

- For weak, damaged nails.
- Air dry for 1-2 min.

1<sup>ST</sup> PHASE

COLOR



## ULTRA STRONG NAIL POLISH GEL EFFECT

(6 ml), 9 ml

- Air dry for approx. 7-10 minutes.
- 60 colors - a constant range.
- The rest - seasonal.

2<sup>ND</sup> PHASE

PROTECT



## ULTRA STRONG TOP COAT

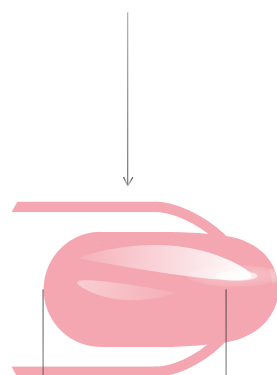
9 ml, 100 ml

- Glassy.
- Air dry for 7-10 min.

## GEL POLISH SYSTEM (E.MiLAC SYSTEM)


1 <sup>ST</sup> PHASE ADHESION	2 <sup>ND</sup> PHASE MODELING	3 <sup>RD</sup> PHASE PROTECT
<ul style="list-style-type: none"> <li>Base gel</li> </ul>	<ul style="list-style-type: none"> <li>Hard Base gel</li> <li>Sculpt Medium Gel</li> <li>Sculpt Maxi Gel</li> <li>Camouflage Base Gels #02-12</li> </ul>	<ul style="list-style-type: none"> <li>Top gel</li> <li>Ultra Shine Top Gel</li> <li>Velvet Top Gel</li> <li>Top Gel Tackless</li> <li>Slider Top Gel</li> </ul>

S M L



M MODELING LENGTH L  
OR JUST  
S STRENGTHENING

## RECOMMENDED PROCEDURE WORKING WITH GEL POLISH SYSTEM

Order	1	2	3	4	5	6	7
Cure:	20 sec on air		60 s	120 s	120 s	120 s	180-240 s
	preparation stage		1st: adhesion	2nd: modeling	color		3rd: protect
	Nail Prep	Ultrabond	Base Gel	Hard Base Gel	E.MiLac Color 1. layer	E.MiLac Color 2. layer	Top Gel
				Sculpt-Medium Base Gel			Ultra Shine Top Gel
				Sculpt-Maxi Base Gel			Velvet Top Gel
				Camouflage Base Gel			Top Gel Tackless
							Twinny Gel (120 s * 2 layers)



# E.MILAC SYSTEM

## BASE COAT

# BASE GEL



DO NOT HEAVY UP  
THE NAIL PLATE



PRESERVE  
THE COATING FOR  
UP TO 4 WEEKS



ALIGN  
AND STRENGTHEN  
THE NAIL PLATE

Min. viscosity	►	►	►	►	►	►	►	Max. viscosity
Base Gel	Camouflage Base Gel	Sculpt-Medium Base Gel	Twinny	Sculpt-Maxi Base Gel	Hard Base Gel			

## BASE COAT



### BASE GEL

9 ml, 15 ml, 30 ml, 100 ml

- Universal: for all nail types.
- „Base for the rest bases“
- Soak off.

S TRENGTHENING  
M ODELING L ENGTH



### SCULPT-MEDIUM

#### BASE GEL

9 ml, 15 ml, 30 ml, 100 ml

- For normal nails.
- Medium viscosity.
- Soak off.

S M



### SCULPT-MAXI

#### BASE GEL

9 ml, 15 ml, 30 ml, 100 ml

- For problem, flat, caved-in nails.
- High viscosity.
- Soak off.

S M



### CAMOUFLAGE

#### BASE GEL #02, 04-12

9 ml, opt. 15 ml

- 2 in 1: modeling + nude shade.
- For French and nude-style manicure.
- Medium viscosity.
- Soak off.

S M



### HARD

#### BASE GEL

9 ml

- Rigid
- For weak, soft, easily bent nails
- Needs a thin layer of Base Gel before!
- No need to wipe the sticky layer before applying the color!
- Does not soak off.

S M L



PREPARATION

1<sup>ST</sup> PHASE  
ADHESION

2<sup>ND</sup> PHASE  
MODELING

COLOR

3<sup>RD</sup> PHASE  
PROTECT

## E.MiLAC

9 ml, 15 ml (five shades)

- Cure in a lamp for 2 min.
- Good pigmentation - 1 layer can be enough (depends on the shade).
- Sets are with 6 ml bottle.



Dolce Vita, Red Manifest

- red collections

Glass Collection

- collection of semitransparent gel polishes. Used for nail art, less commonly as a full cover.



PREPARATION

1<sup>ST</sup> PHASE  
ADHESION

2<sup>ND</sup> PHASE  
MODELING

COLOR

3<sup>RD</sup> PHASE  
PROTECT



2 IN 1  
COMBINES MODELING  
AND COLOR STAGES



PRESERVE  
THE COATING FOR  
UP TO 4 WEEKS

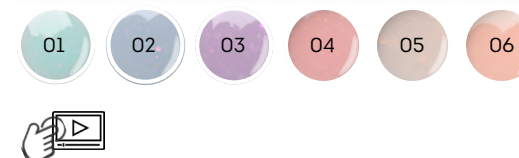


GREATLY REDUCE  
THE TIME OF  
MANICURE SERVICE



9 ml, SET 6 pcs \* 9 ml

- Medium viscosity.
- Cure in a lamp for 2 min.
- Soak off.



# TOP GEL



DO NOT HEAVY UP  
THE NAIL PLATE



PRESERVE  
THE COATING FOR  
UP TO 4 WEEKS



ALIGN  
AND STRENGTHEN  
THE NAIL PLATE

Min. shine	▶▶▶▶▶▶▶▶	Max. shine
Velvet Top Gel	Top Gel	Top Gel Tackless
		Ultra Shine Top Gel

PREPARATION

1<sup>ST</sup> PHASE  
ADHESION2<sup>ND</sup> PHASE  
MODELING

COLOR

3<sup>RD</sup> PHASE  
PROTECT

## VELVET TOP GEL

9 ml, 15 ml

- Noble matte effect.
- Perfect for any shades: dark and light.
- Without sticky layer.



## ULTRA SHINE TOP GEL

9 ml, 15 ml, 100 ml

- Extra strong, glass effect.
- Without sticky layer.
- Does not ot soak off.
- Does not suitable for the soft weak nails.



## TOP GEL

9 ml, 15 ml, 30 ml, 100 ml

- Universal fast self-leveling top with glossy brilliance.
- With sticky layer.
- Soak off.



## TOP GEL TACKLESS

9 ml, 15 ml, 30 ml, 100 ml

- For usage with PRINCOT, TEXTONE, GLOSSEMI, pigments Chameleon, Prism, Brilliant, Ultra Gold, Gold.
- Has a crystal brilliancy.
- Without sticky layer.



## SLIDER TOP GEL

9 ml, 15 ml, 30 ml

- For usage with sliders (Naildress, Nailcrust)
- With sticky layer.
- Soak off.
- It is applied only in thin layer.

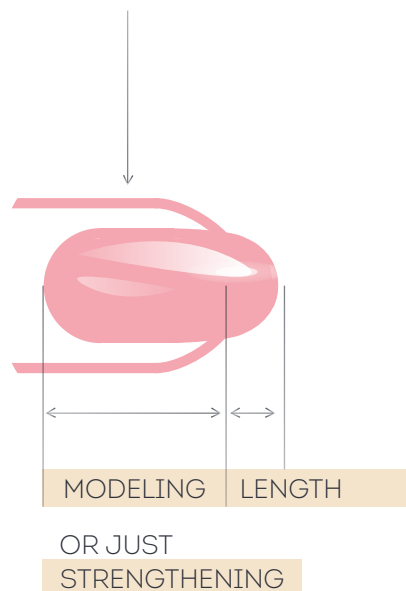


# GEL SYSTEM

## RECOMMENDED PROCEDURE WORKING WITH GEL SYSTEM

Order	1	2	3	4	5	6	7
Cure:		2 min on air	60 s	120 s	120 s	120 s	180-240 s
	preparation stage		1st: adhesion	2nd: modeling	color		3rd: protect
	Nail Prep	Ultradond	Easy One Gel		E.MiLac Color 1. layer	E.MiLac Color 2. layer	Easy One Gel
			Base Gel	Monophase LED Gel	Gel Paint 1. layer	Gel Paint 2. layer	Brilliant Finish Gel
				Natural Composite Gel			All Top Gels from Gel Polish system
				Soft Milk/ Nude/Pink/ Pink Jelly			
				Form Gel Clear/Ultra White			
				Acgygel Clear/Cover/ White/ Light Pink			
				Twinny Hard Gel (120 s * 2 layers)			

1 <sup>ST</sup> PHASE ADHESION	2 <sup>ND</sup> PHASE MODELING	3 <sup>RD</sup> PHASE PROTECT
<ul style="list-style-type: none"> <li>Easy One Gel</li> <li>Base gel</li> </ul>	<ul style="list-style-type: none"> <li>Easy One Gel</li> <li>Monophase LED Gel</li> <li>Natural Composite Gel</li> <li>Soft Milk / Nude / Pink / Pink Jelly</li> <li>Form Gel Clear / Ultra White</li> <li>Acrygel</li> </ul>	<ul style="list-style-type: none"> <li>Easy One Gel</li> <li>Brilliant Finish Gel</li> <li>All Top Gels from Gel Polish system</li> </ul>
	S M L	



# GELS

# ACRYGELS

PREPARATION

1<sup>ST</sup> PHASE  
ADHESION

2<sup>ND</sup> PHASE  
MODELING

COLOR

3<sup>RD</sup> PHASE  
PROTECT

S TRENGTHENING  
M ODELING L ENGT



## BASE GEL

9 ml, 15 ml, 30 ml, 100 ml

- Universal: for all nail types.
- „Base for the rest bases“
- Soak off.



## EASY ONE GEL

5 g, 15 g, 50 g, 100 ml (doypack)

- 3 in 1 (base coat, modeling phase and top).
- The most flexible gel! That's why:
- Not for modeling, not for extension!
- For soft nails.
- Color: transparent.



S TRENGTHENING

PREPARATION

1<sup>ST</sup> PHASE  
ADHESION

2<sup>ND</sup> PHASE  
MODELING

COLOR

3<sup>RD</sup> PHASE  
PROTECT

M ODELING L ENGT

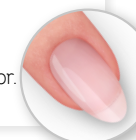
- ✓ SUITABLE FOR WEAK AND DAMAGED NAILS
- ✓ CURE IN ANY LAMP
- ✓ ADDITIONAL LIQUID FOR MODELING - CLEANSING SPRAY



## ACRYGEL COVER

5, 15, 50 g

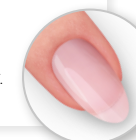
- Natural beige-pink color.



## ACRYGEL LIGHT PINK

5, 15, 50 g

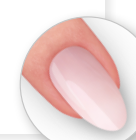
- Soft light-pink color.



## ACRYGEL WHITE

5, 15, 50 g

- Classic white color.



## ACRYGEL CLEAR

5, 15, 50 g

- Transparent.



# GELS

# GELS

PREPARATION

1<sup>ST</sup> PHASE  
ADHESION

2<sup>ND</sup> PHASE  
MODELING

COLOR

3<sup>RD</sup> PHASE  
PROTECT

S TRENGTHENING  
M ODELING L ENGTH

S TRENGTHENING  
M ODELING L ENGTH

PREPARATION

1<sup>ST</sup> PHASE  
ADHESION

2<sup>ND</sup> PHASE  
MODELING

COLOR

3<sup>RD</sup> PHASE  
PROTECT

S



## EASY ONE GEL

5 g, 15 g, 50 g, 100 ml (doypack)

- 3 phases in 1.
- For soft nails.
- Color: transparent.



M L



## MONOPHASE LED GEL

5 g, 15 g, 50 g, 100 ml (doypack)

- High self-modeling ability.
- For all types of nails.
- Color: transparent high-gloss.



S



## NATURAL COMPOSITE GEL

5 g, 15 g, 50 g, 100 g

- High viscosity.
- Suitable for sealing & repairing.
- In a thin layer suitable for extending the free edge on forms.
- Color: natural beige.



S M



## SOFT PINK JELLY GEL

5 g, 15 g, 50 g, 100 g

- For laying French-manicure.
- Not suitable for nail length correction.
- Suitable for repairing.
- Color: tender pink.



L



## FORM GEL CLEAR

5 g, 15 g, 50 g, 100 g

- The best for modeling on forms.
- Suitable for pinching and extreme shapes modeling.
- Recommended for aquarium effect in French-manicure.
- Not suitable for modeling over the natural nail, only the free edge.
- Color: transparent.



L



## FORM GEL NATURAL

5 g, 15 g, 50 g

- Suitable for modeling on forms.
- Not suitable for modeling over the natural nail, only the free edge.
- Color: natural.



S M

CAMOUFLAGE



## SOFT NUDE GEL

5 g, 15 g, 50 g, 100 ml (doypack)

- For all types of nails.
- Color: natural dark beige shade.



S M

CAMOUFLAGE



## SOFT MILK GEL

5 g, 15 g, 50 g, 100 ml (doypack)

- For all types of nails.
- Color: milky white shade.
- Perfect for a Baby Boomer manicure.



S M

CAMOUFLAGE



## SOFT PINK GEL

5 g, 15 g, 50 g, 100 ml (doypack)

- For all types of nails.
- Color: natural light pink shade.



Most flexible



Hard

Easy One	Monophase	Form Gel Clear	Soft Pink Jelly Gel
	Soft Milk/ Pink/Nude	Form Gel Natural	
	Twinny Hard	Natural Composite Gel	
		Acrygel	

## COLOR

PREPARATION

1<sup>ST</sup> PHASE  
ADHESION

2<sup>ND</sup> PHASE  
MODELING

COLOR

3<sup>RD</sup> PHASE  
PROTECT

OPTION 1

## E.MiLAC

9 ml, 15 ml (five shades)

- Cure in a lamp for 2 min.
- Good pigmentation - 1 layer can be enough (depends on the shade).
- Sets with collection are with 6 ml bottles.



Dolce Vita, Red Manifest

- red collections

Glass Collection

- collection of semitransparent gel polishes. Used for nail art, less commonly as a full cover.



## COLOR

OPTION 2

PREPARATION

1<sup>ST</sup> PHASE  
ADHESION

2<sup>ND</sup> PHASE  
MODELING

COLOR

3<sup>RD</sup> PHASE  
PROTECT

## GEL PAINTS

5 ml; jar/tube

- Cure in a lamp for 2 min
- Is used with Gel System only!
- With sticky layer.



- Use a brush to cover!

## TWINNY HARD GEL

PREPARATION

1<sup>ST</sup> PHASE  
ADHESION

2<sup>ND</sup> PHASE  
**MODELING**

COLOR

3<sup>RD</sup> PHASE  
PROTECT

**S** TRENGTHENING  
**M**ODELING **L**ENGTH



15 g

- Cure in a lamp for 2 min.
- Viscosity below the medium,

**S** **L**



2 IN 1  
COMBINES MODELING  
AND COLOR STAGES



PRESERVE  
THE COATING FOR  
UP TO 4 WEEKS



GREATLY REDUCE  
THE TIME OF  
MANICURE SERVICE

## GELS

PREPARATION

1<sup>ST</sup> PHASE  
ADHESION

2<sup>ND</sup> PHASE  
MODELING

COLOR

3<sup>RD</sup> PHASE  
**PROTECT**



BRILLIANT FINISH GEL

15 ml, 100 ml

- Strong brilliant shine.
- Optimum liquid consistency.
- Without sticky layer.

+ ALL TOP GELS FROM GEL POLISH SYSTEM

## DECORATIONS

# DECORATIONS

- Effects
- Stickers
- Volume
- Dusty decor
- Trifle

## DECORATIONS

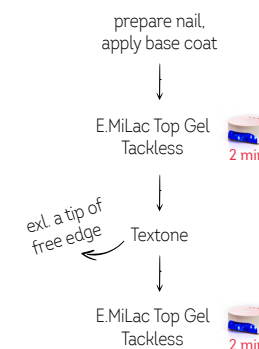


### EFFECTS



**TEXTONE**  
9 ml (15 ml), set 2 pcs \* 9 ml

- Suitable for covering.
- More liquid than E.MiLac.
- Chrome effect.
- It can be air dried as well as by hairdryer.



### EFFECTS



**SPIDER GEL**  
black & white, jar 5 ml

- Can be colored with pigments.
- With sticky layer.





# DECORATIONS



## STICKERS

### CHARMICON SILICONE STICKERS



- ready-to-use sticker

prepare & color nail

E.MiLac Top Gel  
Tackless



2 min

Charmicon

E.MiLac Top Gel /  
Ultra Shine / Vetvet



2 min

SUITABLE FOR  
HOME USE

### NAILDRESS SLIDER DESIGN



- required:



prepare & color nail

E.MiLac Slider Top Gel



2 min

Naildress/Nailcrust



30 sec

Ultrabond

E.MiLac Top Gel /  
Ultra Shine / Vetvet



2 min

PROFESSIONAL USE ONLY

### NAILCRUST PATTERN SLIDERS



- required:



# DECORATIONS



## STICKERS

### DECOUPAGE STICKERS 3D



prepare & color nail

remove the dispersion layer

Decoupage Sticker

E.MiLac Slider Top Gel



2 min

E.MiLac Top Tackless



2 min

### PRINCOT by pcs & in sets



prepare & color nail

PRINCOT GEL



2 min

Stratify PRINCOT: layer  
with color and film

color part - on the sticky  
layer of PRINCOT GEL



2 min

Ultrabond

E.MiLac Slider Top Gel



2 min

E.MiLac Top Tackless



2 min

### FOIL



prepare & color nail

print foil on the sticky  
layer

E.MiLac Top Gel  
Tackless



2 min



PRINCOT GEL

# DECORATIONS



## VOLUME

NOT FOR COATING ALL OVER THE NAIL

prepare & color nail → E.MiLac Top Gel 2 min → decoration 2 min → **NO TOP AGAIN**



### EMPASTA

tube 5 ml, jars 2 and 5 ml, sets

- Used to draw thin lines.
- Without sticky layer.



- For original Molding Modelling and Decoupage techniques.
- Can be applied in several layers.
- Can be mixed with EMPASTA One Stroke collection.



### EMPASTA FOR MOULDING MODELLING

silver & gold, tube 5 ml



### GEMTY GEL

jars 2 and 5 ml, sets

- Can be used solely to imitate precious stones or with Charmicon, Naildress, specially developed for Gemty Gel.
- Without sticky layer.



- Recommend to overlap with the top coat for nail polish.
- Need: a brush KZM-2 & Remover or Eurocleanser.



### PLASTICINE

white, jar 2 ml

- Can be mixed with pigments.

Min. volume	▶	▶	▶	▶	▶	▶	Max. volume
Empasta							
Empasta for moulding modelling							
Plasticine							
Gemty Gel							
Gel Liquid Stone							

# DECORATIONS




## VOLUME



### GEL LIQUID STONES

tube 10 ml

- For imitation precious stones.
- Can be mixed with EMPASTA (2/3 + 1/3 of Gel Liquid Stones).
- Can be mixed also with Pigments and Gel Paints.
- With sticky layer.



prepare & color nail

↓  
E.MiLac Top Gel Tackless/Velvet 2 min

↓  
Gel Liquid Stones 2 min

↓  
remove the sticky layer



### VELVET SAND

- Effect of soft and perforation cover.
- The set contains: brush for delicate sand remove, a special sticker for sand covering, a plastic container for sand keeping.



prepare & color nail

↓  
E.MiLac Top Gel Tackless/Velvet 30 sec

↓  
Velvet Sand 2 min

↓  
rush the rest of sand



### LIQUID STONES AND VELVET SAND

set

- Gel Liquid Stones and Velvet Sand in one package.

# DECORATIONS



## DUSTY DECOR

### DUST

- Can be mixed with each other.



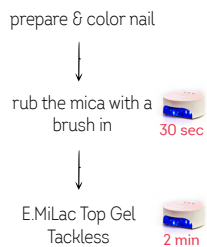
### PIGMENTS

- Can be mixed with each other.




### LIQUID MICA

- Can be mixed with each other.



### COLOURED ACRYLIC POWDER

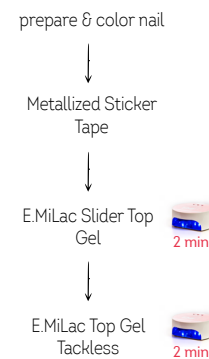


# DECORATIONS

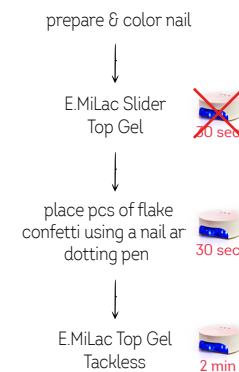


## TRIFLE

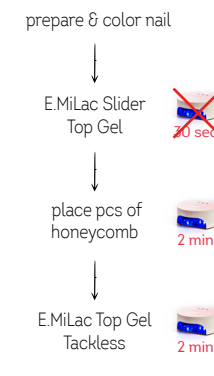
### METALLIZED STICKER TAPE



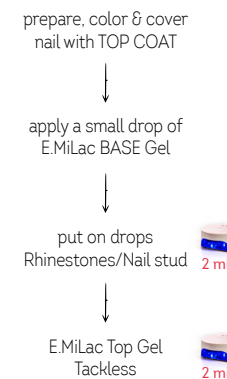
### CONFETTI



### HONEYCOMB



### RHINESTONES, NAIL STUD



### RHINESTONES



### NAIL STUD



TOOLS

TOOLS

- Rotary files
- Nail Files
- Brushes



	Corn-shaped Ceramic Rotary File, 6 mm	Corn-shaped Carbide Rotary File, 6 mm	Frustum-shaped Carbide Rotary File, 5,7 mm	Frustum-shaped Diamond Coated Rotary File, 4 mm	Drop-shaped diamond coated rotary file, 2,7 mm	Drop-shaped diamond coated rotary file, 2,7 mm
abrasiveness	Fine	Medium	Meduim	Medium	Medium	Fine
cover removing	gel polish (not gel!)	gel polish, gel, acrygel	gel			
free edge cutting	+	+	+			
nail walls processing				+	+	+
pterygium cleansing				+	+	+
cuticle raising				+	+	+
cuticle cutting				+		
cracks opening (pedicure)						
cracks processing (pedicure)						
corns cutting						

TOOLS



	Needle cone-shaped diamond coated rotary file, 1,4 mm	Rounded cone-shaped diamond coated rotary file, 3 mm	Rounded cone-shaped diamond coated rotary file, 2,3 mm	Safe Rotary File	Ball-Shaped Diamond Coated Rotary File, 3 mm	Ball-Shaped Diamond Coated Rotary File, 4 mm
abrasiveness	Medium	Medium	Medium	no	Medium	Fine
cover removing				so, not for cleaning or cutting  suitable for delicate skin and diabetes		
free edge cutting						
nail walls processing		+	+			
pterygium cleansing		+	+			
cuticle raising						
cuticle cutting					+	+
cracks opening (pedicure)	+					
cracks processing (pedicure)					+	+
corns cutting					+	+



## BRUSHES



**KO-4 Oval #4**

- Underpainting.
- Gel modeling.
- Red wine color, Torey.



**KO-6 Oval #6**

- Underpainting.
- Gel modeling.
- Red wine color, Torey.



**KLE-4 Leaf #4**

- Decorative strokes.
- Gel sculpting.
- Golden color, Torey.



**KLE-6 Leaf #6**

- Decorative strokes.
- Gel sculpting.
- Golden color, Torey.



**KSKF-4 Beveled Square for French Manicure #4**

- French manicure and color tinting.
- Angle brush, golden color, Torey.



**KSKF-6 Beveled Square for French Manicure #6**

- French manicure and color tinting.
- Angle brush, golden color, Torey.



**KOB-4 Ombre #4**

- Ombre (gradient) technique.
- Flat brush with cut-out hair, Torey.



**KN Brush Needle**

- Fiberglass work, e.g. repairing natural or artificial nails.



**KL-5/0 Linear #5/0**

- Lines.
- Synthetic fiber, transparent base.



**KZL-5/0 Brush Linear #5/0**

- Lines.
- White synthetic fiber.
- Recommended for beginners.



**KM-3 Stroke #3**

- Underpainting.
- Red sable.



**KZM-0 Perfect Stroke #0**

- Underpainting.
- Dots.
- Wide strokes.

## BRUSHES

### ZHOSTOVO PAINTING:



**KZO-1 Oval for Zhostovo #1**



**KZO-0/0 Oval for Zhostovo #0/0**



**KZLE-1 Leaf for Zhostovo #1**



### ONE STROKE PAINTING:

Flat wide brush, angle, red wine color, Torey.



**KSKK-2 Beveled Square for One Stroke #2**



**KSKK-4 Beveled Square for One Stroke #4**



### ACRYGEL:



**Brush & Spatula Tool**

- Oval #6 from kolinsky sable hair.



**Set of brushes E.Mi Design technologies 2.0**

KZL-5/0  
KZO-0/0  
KZM-0  
KSKF-6  
KO-6



**Set of brushes for Zhostovo Painting**

KZO-0/0  
KZO-3/0  
KZO-1  
KZLE-1



**Set of brushes For One stroke painting**

KSKF-4  
KSKK-4  
KSKK-2

## CARE & TREATMENT

# CARE & TREATMENT

- Regeneration
- Nail cuticles care
- Pedicure
- Care System
- SPA
- Anti-Age



### SET TREAT US

- Stronger together.

- Protect Oil
- Nail Strengthener Natural Force
- Antifungal

## REGENERATION



### NAIL POLYMER BOOSTER 9 ml

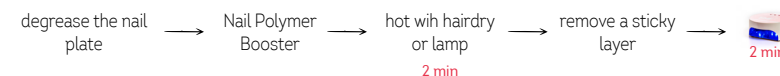
- Strengthening and repairing natural nails.
- After polymerization it forms a cage and reliably fixes the oil inside the nail.



AVOCADO OIL helps deep regeneration.



JOJOBA OIL supports the growth and strengthening of the nail plate.



### NAIL STRENGTHENER NATURAL FORCE 9 ml

- Full recovery of delaminated, damaged nails in 8 weeks.



PISTACIA RESIN OIL promotes deep regeneration of the nail plate and gives it a natural shine.

1st-2nd	WEEK	apply every	day	...layer over layer. At the end of each week, remove the coating using a nail polish remover.
3rd-4th			2 days	
5th-6th			3 days	
7th-8th			4 days	



### ANTIFUNGAL 9 ml

- Treatment in case of onycholysis.
- Recovering the weakened damaged nails.



TOLNAFTATE is an effective antiseptic for prevention and treatment of fungal infections.

! Treatment can be accelerated using Protect Oil in addition to the antifungal.



**WEAKENED  
DAMAGED NAILS**

- saturate the prepared nails
- wait until dry
- apply the nail-polish coating



**ONYCHO  
LYSIS**

- pour a drop under the nail sinus
- 2 twice per day
- until the nail gets fully regrown

## NAIL CUTICLES CARE

THE PRODUCT RANGE INCLUDES 4 CUTICLE OILS  
AND A ONE CUTICLE REMOVER



**AQUA DREAM**  
9 ml, 15 ml



EXOTIC ISLANDS



**GLAMOUR LOOK**  
9 ml, 15 ml



FLORAL



**BARBIE GIRL**  
9 ml, 15 ml, 100 ml



TROPICAL



**PROTECT OIL**  
9 ml, 15 ml, 100 ml

- Antiseptic cuticle oil.
- Prevents the fungus development.
- 100% mold protection.
- Tea Tree oil inside.



### CUTICLE REMOVER

- 9ml, 15 ml, 100 ml
- Is used during european and classic manicure.

### NAIL STICKS



10 pcs



## PEDICURE



### KERATOLYTIC - ROUGH SKIN SOFTENER

30 ml, 100 ml

- Quick impact.
- The feet should be rinsed and moisturized after treatment.
- Is used only on rough skin, not on soft skin, cracks and wounds.

#### HOW TO USE:

Apply — cover with a film — 5-10 min

remove — treat softened skin — rinse with  
using a pedicure file warm water  
or rotary file



STAINLESS STEEL  
PEDICURE FILE

NAIL SANDPAPERS,  
10 pcs



180 grit

80 grit



### ACID-BASED KERATOLYTIC

100 ml

- Gentle softening of the skin of the feet.



### UREA-BASED KERATOLYTIC

30 ml, 100 ml

- Extra-moisturizing.

Min. activity ▶ ▶ ▶ ▶ ▶ ▶ Max. activity

Urea-based  
keratolytic

Acid-Based  
keratolytic










Keratolytic  
- Rough Skin  
Softener

Suitable for both classic and  
hardware pedicure.

# CARE SYSTEM

## ULTRA-MOISTURIZING SERIES FOR HAND AND BODY SKIN CARE

### DIFFERENCES IN TYPES:

SKIN TYPE		NORMAL	DRY	VERY DRY
SEASON	WINTER			
	SPRING/FALL			
	SUMMER			

### DIFFERENCES IN FRAGRANCES:



# CARE SYSTEM

## Daily Casual

Boosts your mood and energy and keeps you sharp and active all day long



## Sweet Poison

Sensuous notes that will enhance your captivating and enchanting spirit.



## Feel Freedom

A spirit of freedom for the decisive and confident



## True Romance

Tenderness and lightness for romantic dreamers



## First Lady

Charming and fresh, just like your iconic style





18+ all skin types



**SILK EXFOLIANT PEELING**  
175g

35+ for aging skin



**CRYSTAL PEELING-MOUSSE**  
150g



1. Perform a hygienic manicure. If a manicure is not supposed, then push the nail cuticles back using a nail stick.



2. Apply Silk Exfoliant Peeling or Crystal Peeling-Mousse using a spatula.



3. Spread the peeling over the hand skin with gentle massaging movements.



4. Rinse off with lukewarm water.



5. Towel dry the hands. Apply Regenerating Mask or Paraffin Effect Mask.

once per 1-2 weeks

10 minutes



**REGENERATING MASK**  
175g



**PARAFFIN EFFECT MASK**  
150g



1.A) Apply Regenerating Mask using a spatula.



2. Spread it over the skin using a brush. A single layer will be enough.




3. Wrap the hand into a cellulose film or a plastic bag.



4. Wear a terry glove over the cellulose film.



1.B) Take the required amount of Paraffin Effect Mask into the recipient using a spatula.



5. To provide with additional warm, cover hands with a towel.



6. In 10-15 minutes take the cellulose film off.



7. Sponge up the residues using a cloth tissue.

once per 1-2 weeks

15-20 minutes

## ANTI-AGE



### THE FIRST PROFESSIONAL ANTI-AGE CARE WITH ACTIVE ACIDS FOR HANDS



**GLYCOLIC ACID  
PEELING**  
30 ml

- ACTIVE INGREDIENTS:
- High-concentration Hyaluronic Acid
  - Centella Asiatica
  - Lactic acid

*daily, in the morning  
and/or evening*



**HYALURONIC  
ACID SERUM**  
30 ml

- AN INNOVATIVE  
COMPLEX OF **6 ACIDS**:
- Glycolic Acid
  - Hyaluronic acid
  - Lactic acid
  - Citric acid
  - Malic acid
  - Tartaric acid

*2-3 times  
per month*



**HYALURONIC ULTRA  
MOISTURE CREAM**  
50 ml

- ACTIVE INGREDIENTS:
- Hyaluronic Acid
  - Centella Asiatica
  - Glutathione
  - Myrtus Extract
  - Grape Seed Oil

*daily, in the morning  
and/or evening*

## ANTI-AGE

ELABORATED IN  
FRANCE AT THE  
REQUEST OF E.M.I



- ✓ Suitable for all skin types
- ✓ No silicones
- ✓ No parabens

### STEP 1



Glycolic Acid Peeling. Apply it on the hands, rinse off with lukewarm water.

### STEP 2



Hyaluronic Acid Serum. Apply the serum, gently rubbing in the hand skin.

### STEP 3



Hyaluronic Ultra Moisture Cream. Apply the cream, gently rubbing in the hand skin.



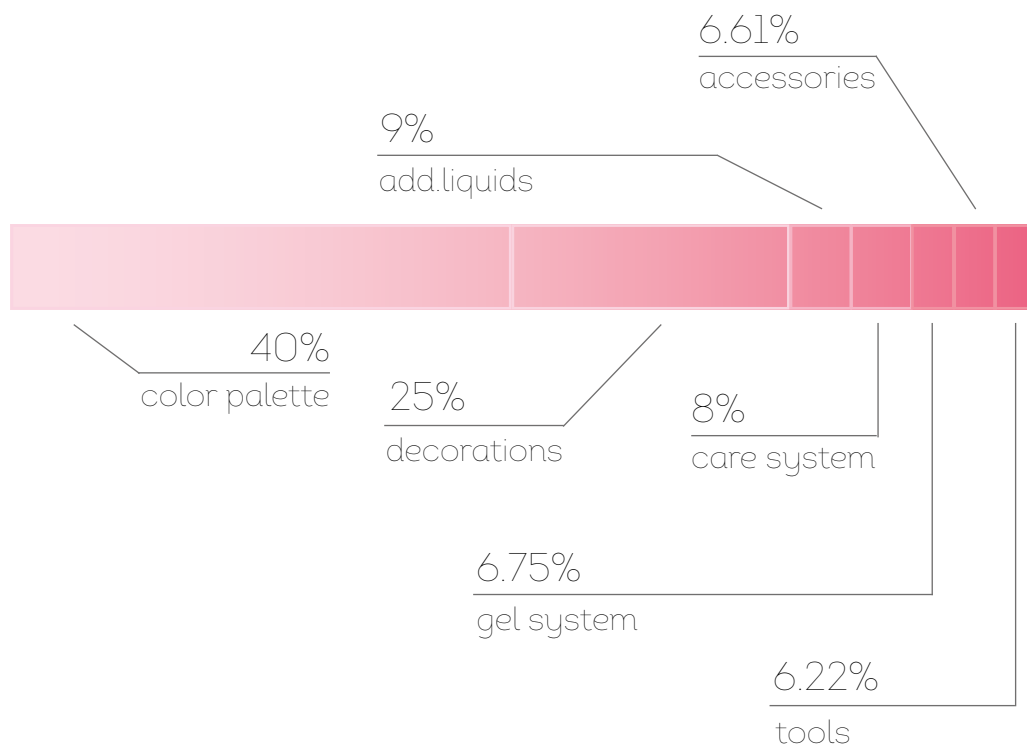
PERFECT RESULT



PERSONAL COSMETOLOGIST FOR HANDS SKIN

## ASSORTMENT

# TOTAL ASSORTMENT



## ASSORTMENT

### COLOR PALETTE



- 64% E.MiLac
- 17% Gel Paints
- 17% Ultra Strong & Textone

### DECORATIONS



- 42% Stickers
- 31% Dusty decor
- 13% Unique decor:  
Empasta, Gemty gel
- 13% Other

DID NOT FIND  
SOMETHING?

---

**[shop.emischool.com](http://shop.emischool.com)**

